

## Single-Sided Full-Service Protector

### FINISH:

- ☐ Brushed Stainless Steel
- ☐ Clear Anodized Aluminum
- ☐ Powder Coat:

- ☐ Black    ☐ Silver

RAL # \_\_\_\_\_

### GLASS (Clear Tempered):

- ☐ 1/4" Clr Front - Std
- ☐ 3/8" Clr Front
- ☐ 1/2" Clr Front
- ☐ Frosted
- ☐ 3/8' Top - Std
- ☐ 1/2" Top

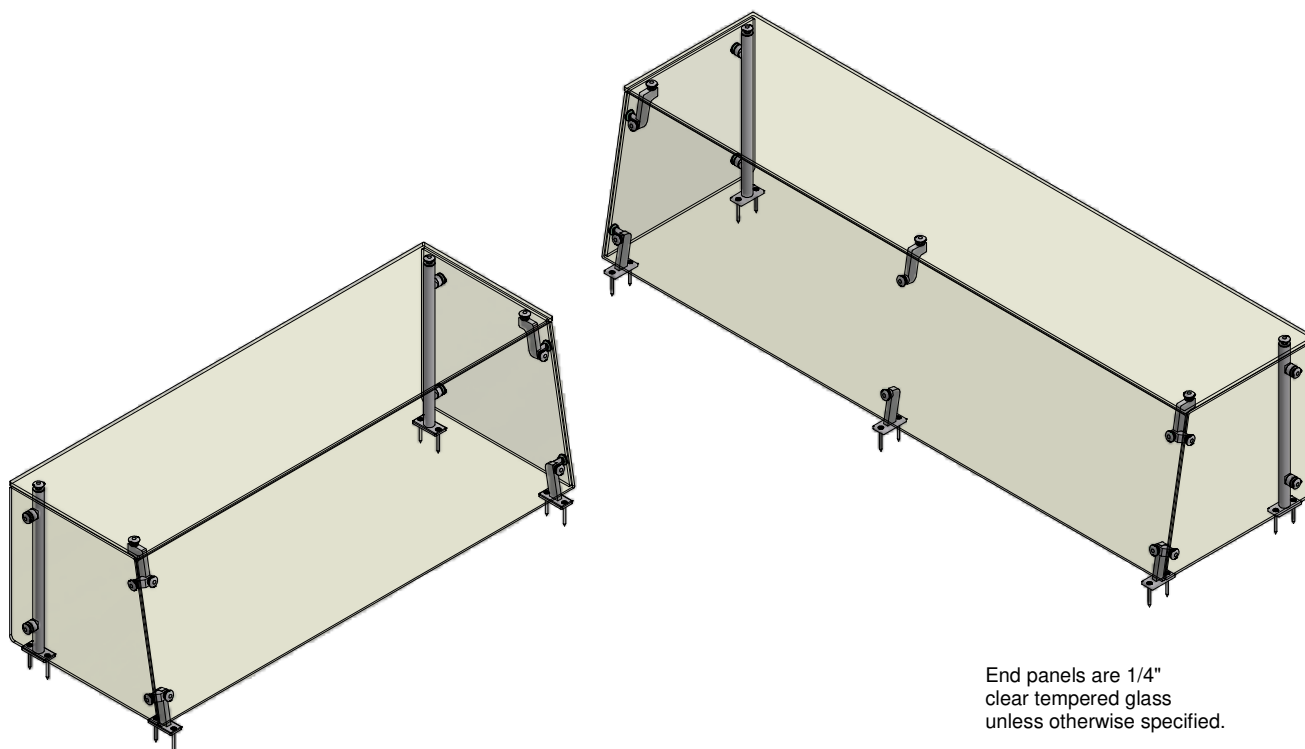
### OPTIONS(\*):

- ☐ End Panel - LT
- ☐ End Panel - RT
- ☐ Light Fixture
- ☐ Warmer
- ☐ Shelf Kit

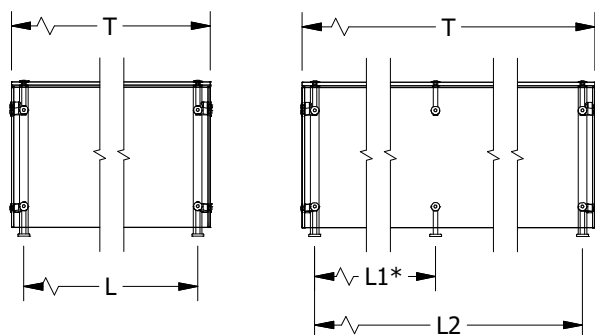
(\*) Not all options available on all models

Contact factory for specific information

For Mounting Options see Mounting Hardware Guide

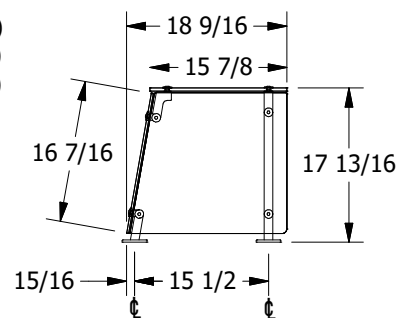


End panels are 1/4"  
clear tempered glass  
unless otherwise specified.



- Centerline Dimensions -
- L / L1 - 48" Max (1/4" Glass)
- 60" Max (3/8" Glass)
- 66" Max (1/2" Glass)

T - Top Panel in (1) Piece  
T - 108" Max



( \* - Middle support is centered unless L1 dimension is specified )